

# Venetian Stone™ Heritage™ Series

Concrete Pave Stones

IMPROVING YOUR LANDSCAPE™

# VENETIAN

®

# Venetian Stone™ Heritage™ Series

The Venetian Stone™ product advent is the latest development in enhanced pavements. Its uniquely attractive cleft surface sets it apart from other pavement treatments. This texture resembles old world charm and invokes a traditional convention. The Venetian Stone™ larger scales lends itself to stately residential settings and more expansive commercial applications. Its modular pattern equalizes the scale of any project and is fitting to most any architectural elements.

## COMPOSITION AND MANUFACTURE

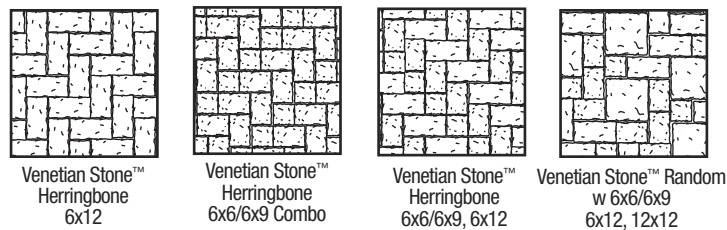
Venetian Stone™ is made from a “no slump” concrete mix. Made under extreme pressure and high frequency vibrations, Venetian Stone™ has a compressive strength greater than 8000psi, a water absorption maximum of 5% and will meet or exceed ASTM C-936.

## INSTALLATION

1. Excavate unsuitable, unstable or unconsolidated subgrade material and compact the area which has been cleared. Backfill and level with dense graded aggregate suitable for base material. Typically the base material is 4 in. to 8 in. (101mm to 202mm) in depth of compacted base for light vehicular and pedestrian traffic or as otherwise directed by Site Engineer/Architect/Landscape Architect.
2. Place bedding course of washed sand conforming to the grading requirements of ASTM C-33 to a uniform depth of 1-1 1/2 in. (25-38mm) screeded to the grade and profile required.
3. Install Venetian Stone™ with vertical side joints approximately 1/8 in. (3mm) in width.
4. Where required, cut pavers with an approved cutting device to fit accurately, neatly and without damaged edges.
5. Tamp pavers with a plate compactor, uniformly level, true to grade and free of movement.
6. Spread sand to 1/8 in. thickness over entire paving area. Stabilization of jointing sand may be required.
7. Make one more pass with plate compactor to fill joints with sand.

Complete installation & specification details are available by contacting your Pavestone Company Sales Representative.

Note: Colors are shown as accurately as possible in brochures & samples, but due to the nature of the product, regional color differences and variables in print reproduction, colors may not match exactly. For best results in maintaining color consistency, pavers must be installed from several cubes at a time. Efflorescence, a whitish, powder-like deposit, may appear on concrete pavers. This is a natural occurrence in any concrete product and will usually wear off over time.



## APPLICATIONS

Driveways • Patios • Entrance Areas • Sidewalks • Terraces Garden Pathways • Pool Decks • Pedestrian Malls • Roof Gardens • Plazas

## PRODUCT INFORMATION

Venetian Stone™ is available in a thickness of 2 3/8" = 60mm and in 3 1/8" = 80mm

### Venetian Stone™ Giant\*

Nominal Dimensions: 11 3/4 W x 11 3/4" L  
298mm x 298mm

Height/Thickness:	60mm = 2 3/8"	80mm = 3 1/8"
Wt./Stone:	26.9 lbs.	35.8 lbs.
Stones/Pallet:	120	96
Approx. Wt./Pallet:	3,228 lbs.	3,436
Sq. ft./Pallet:	120	96
Product Number	270	249

(270T Heritage™ Series)

(249T Heritage™ Series)

\* Not available in all markets



### Venetian Stone™ Large Rectangle\*


Nominal Dimensions: 5 13/16 W x 11 3/4" L  
148mm x 298mm

Height/Thickness:	60mm = 2 3/8"	80mm = 3 1/8"
Wt./Stone	13.4 lbs.	17.9
Stones/Pallet	200	160
Approx. Wt./Pallet	2,680 lbs.**	2,864 lbs.
Sq. ft./Pallet	96	77
Product Number	269	248

(269T Heritage™ Series)

(248T Heritage™ Series)

\* Not available in all markets



### Venetian Stone™ Combo Square & Med. Rectangle Bundled Together

Nominal Dimensions: Square: 5 13/16 W x 5 13/16" L 148mm x 148mm  
Med. Rec.: 5 13/16 W x 8 13/4" L 148mm x 223mm

Height/Thickness:	60mm = 2 3/8"	80mm = 3 1/8"
Wt./Stone:	Square 6.7 lbs.	8.9 lbs.
	Med Rec 10.1 lbs.	13.4

Stones/Pallet:	300	240
Approx. Wt./Pallet:	2,690 lbs.**	2,856
Sq. ft./Pallet:	95	76
Product Number:	267	247

(267T Heritage™ Series)

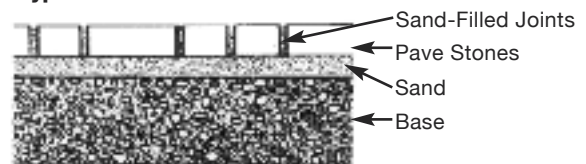
(247T Heritage™ Series)

Fractional dimensions are nominal.

\* Not available in all markets

\*\* Does NOT include 50 lbs. for wooden Pallet.

## Typical Cross Section of Concrete Pave Stone Installation




Improving Your Landscape™

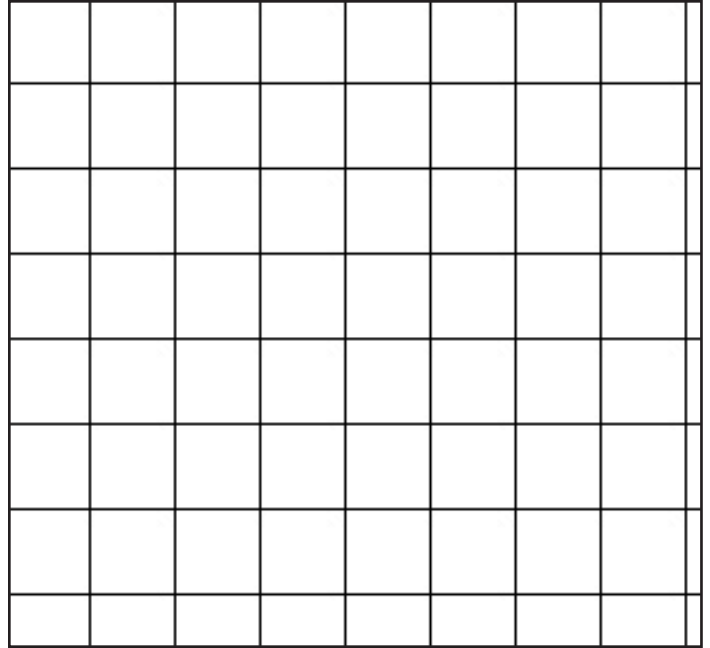
www.pavestone.com

- Atlanta, GA: (770) 306-9691
- Austin/San Antonio, TX: (512) 558-7283
- Cartersville, GA: (770) 607-3345
- Charlotte, NC: (704) 588-4747
- Colorado Springs, CO: (719) 322-0101
- Dallas/Ft. Worth, TX: (817) 481-5802
- Denver, CO: (303) 287-3700
- Houston, TX: (281) 391-7283
- Kansas City, MO: (816) 524-9900
- Las Vegas, NV: (702) 221-2700
- New Orleans, LA: (985) 882-9111
- Phoenix, AZ: (602) 257-4588
- St. Louis/Cape Girardeau, MO: (573) 332-8312
- Sacramento/Winters, CA: (530) 795-4400

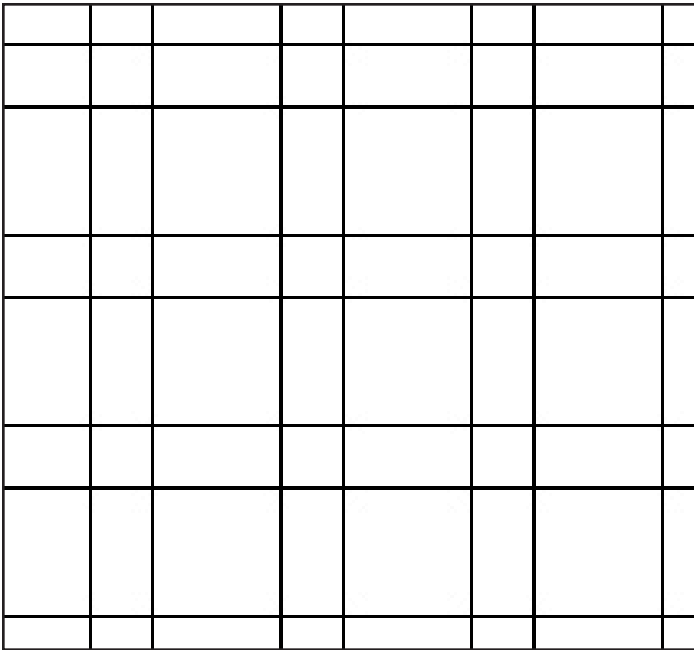
# Venetian Stone™ 270 Installation Patterns




RUNNER BOND (7)



STACK (8)




6X6, 6X12, & 12X12 COMBO (18)




6X6, 6X12, & 12X12 COMBO  
HERRINGBONE (19)

**PANGSTONE®**  
CREATING BEAUTIFUL LANDSCAPES™


# Venetian Stone™ 270 Installation Patterns




TWO STONE COMBO RUNNER BOND (29)



6X6, 6X9 & 12X12 RANDOM (36)

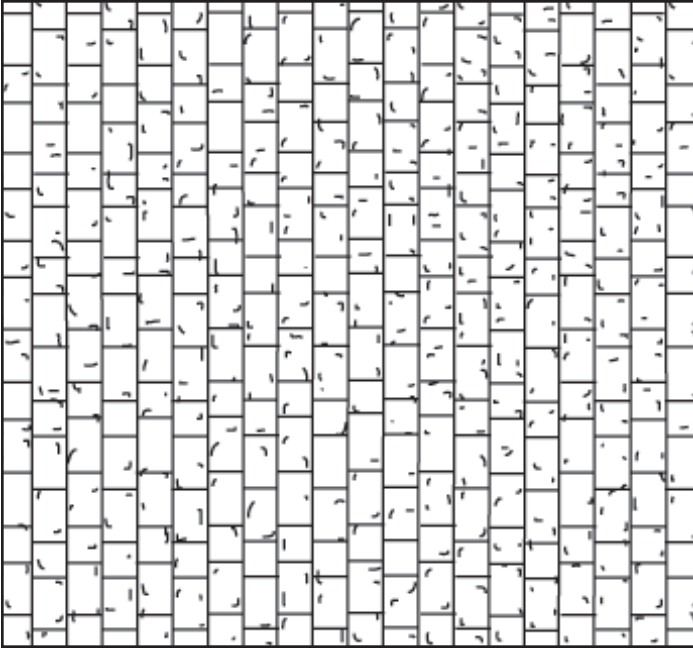


6X6, 6X12 & 12X12 RANDOM (37)



6X6, 6X9, 6X12, & 12X12 RANDOM (51)

# Venetian Stone™ 270 Installation Patterns



TWO STONE COMBO STACK (57)